





1. Please indicate the highest degree attained.

		Response Percent	Response Count
BA/BS		12.2%	46
MA/MS/MsC/MPhil		18.0%	68
MD/DDS/DVM		1.1%	4
PhD		68.7%	259
Other (please specify)			13
answered question			377
skipped question			6






2. Please indicate the year your highest degree was attained.

	Response Count
	382
answered question	382
skipped question	1

3. Please indicate the Country in which your highest degree was attained.

	Response Count
	379
answered question	379
skipped question	4

4. Please indicate the discipline of your highest degree. If you are currently in school, list your current discipline.

		Response Percent	Response Count
Anthropology		90.2%	314
Anatomy		4.3%	15
Biology		2.6%	9
Ecology and Evolution		2.0%	7
Psychology		0.9%	3
	Other (please specify)		46
		answered question	348
		skipped question	35

5. Please identify your specialty. Rank up to three, with 1 being where your principal effort is invested.



	1	2	3	Rating Average	Rating Count
Forensic Anthropology	31.6% (42)	30.8% (41)	37.6% (50)	2.06	133
Paleoanthropology	49.0% (73)	28.9% (43)	22.1% (33)	1.73	149
Primatology	42.7% (41)	32.3% (31)	25.0% (24)	1.82	96
Human Biology	32.4% (35)	30.6% (33)	37.0% (40)	2.05	108
Anthropological Genetics/Molecular Anthropology	41.2% (28)	29.4% (20)	29.4% (20)	1.88	68
Skeletal/Dental Biology	48.1% (112)	37.3% (87)	14.6% (34)	1.67	233
Paleopathology	28.5% (37)	42.3% (55)	29.2% (38)	2.01	130

Other (please specify) 85

answered question 373

skipped question 10

6. Please indicate the location of your employer/school.









		Response Percent	Response Count
U.S.		80.5%	306
Non-U.S.		19.5%	74

List Non-U.S. Country 68




answered question 380

skipped question 3



7. Please identify your current primary position. Use the temporary position category if you are: not a student and are a semester to semester, or year to year course adjunct without a permanent contract; in a term or limited/non-renewable faculty or research position other than a postdoc. Once you have indicated your position, follow the directions for the appropriate next question.

		Response Percent	Response Count
Undergraduate Student (skip to question 11)		1.6%	6
Graduate Student (skip to question 11)		26.3%	98
Postdoctoral Position (skip to question 11)		1.9%	7
Temporary Position (skip to question 11)		7.3%	27
Permanent Position (go to question 8)		9.1%	34
Tenured/Tenure-stream (go to question 10)		44.4%	165
Clinician (Veterinary, Dental, or Medical) (skip to question 11)		0.8%	3
Retired (skip to question 11)		8.6%	32
	Other (please specify)		19
answered question			372
skipped question			11

8. If you responded to Question 7 as a non-tenure stream permanent position, please indicate the category.

		Response Percent	Response Count
Laboratory Administrator (skip to question 11)		15.6%	5
Research Faculty (go to question 9)		25.0%	8
Teaching Faculty (fixed salary) (skip to question 11)		59.4%	19
		answered question	32
		skipped question	351

9. If you responded to Question 8 as Research Faculty, please indicate the funding category for the position.

		Response Percent	Response Count
Soft money (skip to question 11)		0.0%	0
Fixed Salary (skip to question 11)		93.8%	15
Mixed Compensation (skip to question 11)		6.3%	1
		answered question	16
		skipped question	367



10. If you responded to Question 7 as a tenured/tenure-stream position, please identify the category.

		Response Percent	Response Count
Assistant Professor (or equivalent)		30.2%	51
Associate Professor (or equivalent)		30.2%	51
Full Professor (or equivalent)		39.6%	67
answered question			169
skipped question			214

11. Please identify your primary employer/school

		Response Percent	Response Count
University/College (other than med/dental school)		82.1%	307
Medical/Dental/Veterinary School		7.8%	29
Zoo/Museum		1.6%	6
Government (Federal, State, Local) Lab/facility/agency		4.8%	18
NGO or non-profit private lab/facility/agency		1.9%	7
For-profit lab/facility/agency		1.9%	7
Other (please specify)			4
answered question			374
skipped question			9

12. Please indicate your citizenship.

		Response Percent	Response Count
U.S.		80.2%	303
Non-U.S.		19.8%	75

If Non-US citizen, please indicate country of citizenship

76



answered question

378








skipped question

5



13. If you answered Non-US Citizen, please indicate your status.

		Response Percent	Response Count
Permanent US resident		47.8%	22
Non-permanent resident		52.2%	24
		answered question	46
		skipped question	337




14. Please indicate your age within one of the following ranges.

		Response Percent	Response Count
<20		0.0%	0
20-29		21.8%	83
30-39		24.7%	94
40-49		17.1%	65
50-59		14.5%	55
60-69		15.0%	57
70-79		5.3%	20
>80		1.6%	6
answered question			380
skipped question			3








15. I identify myself as a person with a disability.

		Response Percent	Response Count
Yes		2.6%	10
No		97.4%	368
answered question			378
skipped question			5



16. I identify my gender as:

		Response Percent	Response Count
Woman		62.3%	236
Man		37.2%	141
Transgender		0.5%	2
	Other (please specify)		1
answered question			379
skipped question			4

17. I identify my ancestry and ethnicity as: (you may choose more than one)

		Response Percent	Response Count
African-American or Black		1.2%	4
Asian-American		3.3%	11
European-American		87.8%	294
Latino/a-American (Hispanic)		3.9%	13
Native-American		2.1%	7
Native Hawaiian and or Pacific Islander		0.6%	2
Foreign-born		6.3%	21
	Other (please specify)		42
answered question			335
skipped question			48

18. In my family I am in the:

		Response Percent	Response Count
First generation to attend/finish college		46.2%	79
First generation to attend/finish graduate school		83.0%	142
		answered question	171
		skipped question	212