

II. Survey and Assessment

In 2007-2008, we developed a short survey that was electronically delivered to senior physical anthropologists at U.S. programs. Initially, 175 surveys were sent out early in 2008. Fourteen surveys were returned by the time of the 2008 AAPA meetings. Following extensive re-contacting of original survey recipients, a total of 30 replies have now been received. These replies provide a more robust sample for comparisons and form the basis of the statements that follow. Summary pie-charts are provided on the next page. The sample includes a total of 385 undergraduates, 217 graduate students, and 98 regular faculty in physical anthropology.

One of the most striking findings is that undergraduate majors with a focus on physical anthropology are remarkably diverse: 73% are women; 25% identify with one of the underrepresented groups (nearly 10% of undergrad majors with a focus in PA identify as african-american; 10.4% as asian-american, and 4.9% as hispanic). Additionally, within physical anthropology, african american and asian american undergraduates are nearly twice as frequent as they are in the total undergraduate anthropology population.

In contrast, graduate student populations are significantly less diverse. At both the MA and PhD levels, women continue to represent the greatest percentage of students in physical anthropology (71% and 77% in MA and PhD programs, respectively). However, U.S. students from underrepresented groups make up only 8 and 11%, respectively, of MA and PhD graduate student pools. Differences between undergraduate and graduate student diversity are statistically significant.

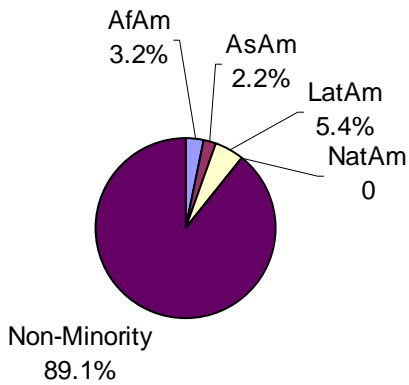
Of regular faculty in physical anthropology: 44% are female and 10% of faculty identify as from one of the four underrepresented groups. Adjunct faculty include somewhat more women (54%) and fewer underrepresented scholars (7%). Differences in sex ratios between faculty and graduate populations are statistically significant.

The numbers for underrepresented scholars have changes somewhat from the original 14 surveys reported last year. The percentage of undergraduates from underrepresented groups has decreased (from 42 to 25%), but the male/female proportions have remained about the same.

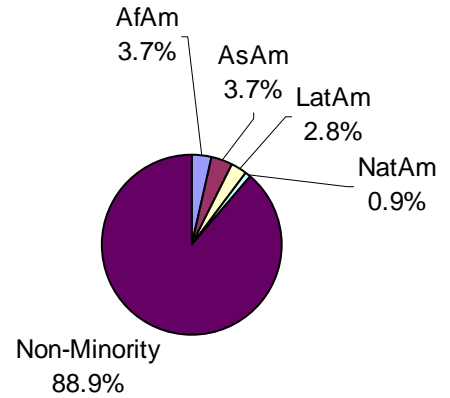
Based on these numbers, increasing diversity in physical anthropology would appear to depend on increasing the number of underrepresented students in graduate programs; that is encouraging promising undergraduates to pursue graduate school. Alternatively, women are well represented in graduate programs and less strongly represented in the professoriate.

Results
American Association of Physical Anthropologists
Ad-Hoc Committee on the Status of Underrepresented Groups
Survey of the Field

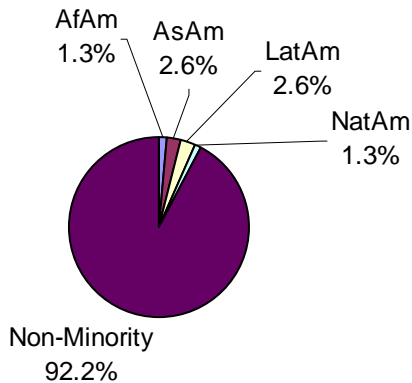
Composition of Reported Physical Anthropology Faculty Members



Composition of Reported Physical Anthropology PhD Students



Composition of Reported MA/MS Physical Anthropology Students



Composition of Reported Undergraduates in Physical Anthropology

